

Progressive 9-Patch Quilt

Supply list (2 pages)

Instructor: Helene Knott 503-888-9784 Email: helene.m.knott@gmail.com

Website: www.heleneknott.com

I designed this quilt for Story Quilts years ago, but it was only recently published. Though math is not my strongest skill, I find math applications to quilt designs fascinating, and this quilt is based on an algorithm involving Geometric Progression. The basic block is easily made from two to four fabrics or more. For more variations, Ombre fabrics can create fascinating kaleidoscopic effects. The number of blocks you make and how you set and arrange them yields a fantastic range of design variations; you can plot a design or create a collection of blocks and play with layouts after they are made. Likewise, a quilt can be made in various sizes, from a table topper to a bed-sized quilt, by increasing or decreasing the number of blocks. Please note that a pattern purchase is required.



Morrocan Tile - 4 colors (2 dark, 2 light)

Please be courteous to others by arriving for class with the correct supplies. Contact me at 503-888-9784 or helene.m.knott@gmail.com if you have any questions.

A Note to Students: Many students do not realize that once the teacher is paid, the shop offering a class makes little if any income on the class itself. The shop is relying on product sales to continue offering quality classes to you. Therefore, I urge you to patronize this shop when buying your supplies for this class as much as possible and remind you that big chain stores do not offer the variety of classes that the smaller shops do. Keep quilt classes alive by supporting this shop.

Thank you, Helene

TOOLS/MATERIALS:

- **Fabrics:** As stated above, the quilt can be made from two, fours, six, or more colors to achieve variations of design. Working with just two fabrics will be the easiest strategy but a four-color variation is still easy to assemble, so I suggest for a first time project, stay with two colors – a light and dark color, or four colors – two light and two dark. Once you have made your first quilt with this process, you will understand the potential color distribution more thoroughly and can tackle more complex color variations. Note: Choose solids or fine prints that read as a solid for the best results.
- - **54” Quilt (16 blocks):** For a 2-color quilt you will need
 - 2 ½ yards Fabric A (dark)
 - 1 ⅝ yards Fabric B (light)
 - **81” Quilt (36 blocks):** For a 2-color quilt you will need
 - 4 ¼ yards Fabric A (dark)
 - 3 ⅝ yards Fabric B (light)
 - **54” Quilt (16 blocks):** For a 4-color quilt you will need
 - 1 ¼ yards of Fabric A1 (dark)
 - 1 ¼ yards of Fabric A2 (dark)
 - 1 ½ yards Fabric B1 (light)
 - 1 ½ yards Fabric B2 (light)
 - **81” Quilt (36 blocks):** For a 4-color quilt you will need
 - 2 ¼ yards Fabric A1 (dark)
 - 2 ¼ yards Fabric A2 (dark)
 - 1 ⅞ yards Fabric B1 (light)


Progressive 9-Patch Quilt

Supply list (2 pages)


Instructor: Helene Knott 503-888-9784 Email: helene.m.knott@gmail.com

Website: www.heleneknott.com


- 1 $\frac{7}{8}$ yards Fabric B2 (light)
- **Pattern:** Purchase require from the instructor (\$9)
- **Sewing Machine:** A good basic domestic machine, with a $\frac{1}{4}$ " piecing foot. Don't forget your power cord and foot pedal!
- **Sewing Machine Needles:** Bring a package Universal needles in size #12
- **Regular Straight Pins**
- **Thread:** #50 cotton or polyester sewing thread in a neutral color or to match your fabrics
- **Rotary cutter, a cutting mat and a ruler:** A 6" x 24" cutting ruler is ideal for cutting the long WOF strips, and a 15+" squaring ruler (optional) can help trim and square your blocks. A large mat is helpful but you can use the store's large cutting station.
- **Scissors or thread snips**
- **Seam Ripper**




Mexican Mandala 12 colors
3 value steps each of
plum, purple, orange & gold
16 blocks - 54"




Navajo Baskets layout 4 colors
1 dark, 3 value steps medium/light
36 blocks - 81"




Radiation (dark corners) 6 colors
3 value steps dark,
3 value steps medium/light
36 blocks - 81"



Lightning Bolt 4 colors
1 dark, 3 value gradations light
36 blocks - 81"



Mayan Puzzle 6 colors
3 value steps medium - light gray
3 color steps - yellow to orange
16 blocks - 54"



Spanish Tile 4 colors
3 value steps of light, 1 dark
16 blocks - 54"

Other Possible Arrangements

Progressive 9-Patch Quilt

Supply list (2 pages)

Instructor: Helene Knott 503-888-9784 Email: helene.m.knott@gmail.com

Website: www.heleneknott.com