



With the MO-3000QVP,
sewing will never
end up being a hobby.

Stitch Patterns

With the MO-3000QVP,
you can produce
exquisite handicraft works
using its wide variety
of sewing patterns.



4-Thread Overlock
Uses 2 needles and 4 threads to securely sew
together knitted fabrics.



3-Thread Overlock
This stitch prevents fabric from fraying.



2-Thread Overcast
Simply sew fabric edges with 2 threads to
prevent fraying.



3-Thread Rolled Hem
The fabric edge is rolled, then covered with
thread.



3-Thread Narrow Overlock
The fabric edge is rolled, then sewn with very
narrow overlocking.



Frill 3-Thread Rolled Hem With Diff. Feed
Uses 3-thread rolled hemming and the
differential feed on stretch fabrics to create richly
designed articles.




3-Thread Flatlock
Use this stitch as an accent on clothes, interior
items and accessories.

Optional Attachments



Blind Stitch Presser Foot

Part No.40267374



Universal Blind Stitch Presser Foot

Part No.40149058




Elasticator Presser Foot

Part No.40267375



Cording Presser Foot

Part No.40138099



Beading Presser Foot

Part No.40138106



Curved Beading Presser Foot

Part No.40149059



Piping Presser Foot

Part No.40138103



Gathering Presser Foot

Part No.40138121



Tractor Presser Foot

Part No.40267377



Clear Presser Foot

Part No.40267376

MO-3000QVP Standard Specifications

Number of threads		2/3/4 threads
Needles		SCHMETZ 130/705 H or JLx2
Seam width	4 thread overlock	5.5 ~ 7.5 mm
	3/2 thread overlock	Left needle 5.5~7.5 mm, Right needle 3.5~5.5 mm
	Rolled hem	2 mm
Stitch length		0.7 ~ 4 mm (Standard 2.5 mm)
Differential feed		0.7 ~ N (1) ~ 2.0
Presser foot lift		By lever 6 mm / 8 mm
		By knee lifter 6 mm
Sewing speed		Maximum 1,500 spm
Light		2 LED lights



Wide Table | Part No.40266709

JUKI
JUKI CORPORATION

2-11-1, TSURUMAKI, TAMA-SHI, TOKYO
206-8551, JAPAN
<https://www.juki.co.jp>

JUKI ECO PRODUCTS

This is an eco-friendly product which complies
JUKI ECO PRODUCTS standards for protecting the environment.



●The sewing machine complies with the "JUKI Group Green Procurement
Guidelines" on the use of hazardous substances, which is stricter than
other restrictions, such as those of the RoHS Directive.

For details of JUKI PRODUCTS, refer to:
https://www.juki.co.jp/eco_e/index.html

*The RoHS Directive is an EU Directive limiting the use of 6 hazardous substances (lead, hexavalent
chromium, mercury, cadmium, PBB and PBDE) in electrical and electronic equipment. The Juki Green
Procurement Guideline is the voluntarily established criteria to eliminate not only the aforementioned
six substances, but also other ones which adversely affect the environment.

JUKI CORPORATION holds the rights to change technical specifications without prior notice. 2210 (F)

MO-3000QVP

JUKI

Akane(あかね)means
"ancient noble color" in Japanese

“Serge like a
pro with JUKI!”



2-Needle, 2/3/4-Thread
Differential Feed Overlock
with
Automatic Thread Supply
and Easy Threader


Thread tension adjustment and threading made easy with new features!

Automatic Thread Supply



Looper thread tension can be finely adjusted by turning the knob.


LCD Screen



Only by setting the stitch changeover knob to one of A through D, the needle that matches the selected stitch type and setting information for adjustment knobs are displayed.


The serger beautifully sews various stitch types such as overcasting and rolled hemming only by turning the stitch changeover knob to select the stitch type you want to sew. With the automatic thread supply that enables one-touch setting of thread tensions of four threads (upper and lower looper threads, right-needle thread and left-needle thread), the joy and efficiency of sewing will be greatly increased.

Easy Threader(Upper/Lower Looper Threads)



Using the easy threader feature, easily thread the machine from the threading hole to the looper hole with the power of a strong whoosh of air sent from the electric motor. This amazing function makes it fast and easy when threading the upper and lower loopers.

Automatic Needle Threader (Right/Left Needle Threads)



Even for the needle thread, serger users may want quick threading. With the automatic needle threader, threading is a breeze.


JUKI's evolving original features.

Chain-Off Thread Cutter



Chain-off thread can be cut without using a pair of scissors. In addition to the manual cutting of chain-off thread with the handy cut button or the foot switch, automatic cutting is also possible by setting the chain-off thread length.


Auto Mode



Chain-off thread

The automatic chain-off thread cutting length can be set in 10 steps (from approximately 1 cm to 10 cm).

Micro-Lifter



(A) Used this function
(B) Not used this function

When using the micro lifter, you can sew with the presser foot lifted up to 2.5mm. Elastic materials and delicate materials can be sewn beautifully with this function.

Beautiful in appearance and easy to use.
This serger takes your sewing to new heights.

MO-3000QVP

Akane

■Specifications

Dimensions 13.8" (W) x12.2"(D) x 13.4"(H)
Weight(Machine Only) 25lbs

Provided with the foot controller with foot switch functions, the knee-lifting lever and the soft cover.

■Other Features

- Adjustable presser foot pressure
- Option to deactivate upper knife
- Safety feature preventing operation when the presser foot is upper position or the cover is open.
- Thread trimming blade




High performance leads to reliable quality.

Inner Curve Sewing

The distance between the knife and the needle is 9.95 mm, that is the industry's smallest level of the knife-to-needle distance. With the supplied curve foot, you can handle the curved portions of the material smoothly and produce beautifully finished seams.



Curve Foot



Multi-Purpose Foot



Since the standard presser foot has a hole for attaching a tape, the serger is able to sew the material while inserting the stay tape.


Adjustable Stitch Length/Differential Feed



Stitch length can be adjusted externally with ease even during sewing by means of the stitch length adjustment dial. Elastic materials can be finished beautifully by adjusting the differential feed adjustment dial. Differential feed can be adjusted even during sewing.

Specifications designed with full consideration for you.

Wide Throat Area




The height of the throat is 2.6". Due to this height, the usability of the work space improved infinitely.

Bright Workspace




The workspace is brightly illuminated with LED lights mounted at two locations. The long-life and energy-efficient LED lights will not heat up even when used continuously for a long period of time.

Light Control Function




In addition to brightness, color temperature of the LED lights can also be adjusted between daylight color and soft white color. The LED light adjustment functions can also eliminate viewing difficulties caused by the combination of certain fabric and thread colors.

Magnet Needle Tray



This tray is useful as a place to temporarily put a needle when changing over the sewing method from the 2-needle sewing to 1-needle sewing, or when changing the needle.

2-/3-Thread Conversion




It is possible to change over the stitch type to 2-thread sewing by pushing the 2-/3-thread changeover attachment to the left.

Waste Collector



Provided as a standard accessory, the waste collector catches cut-off fabric and is useful for keeping the area tidy.

Storage of Accessories



Accessories such as tweezers and a screwdriver can be stored inside the looper cover.

This serger can be operated by hand or foot.

NEW



Easy to Change Settings

The settings of the maximum sewing speed, automatic chain-off thread cutting length, color temperature of the LED lights, and the operation of the serger when operated with the foot switch can be changed with ease by means of the LCD screen and operation buttons.

Knee-Lifting Lever



The presser foot can be moved up and down without using your hands. The presser foot can be lifted to 6 mm at the maximum to ensure easy placement and removal of the material.
※The maximum height of the presser foot with the hand lifter is 8 mm.

Foot Controller with Foot Switch Functions



With the ability to assign a function to the heel side of the foot controller, you can carry out half-stitch, low-speed stitch or chain-off thread cutting by depressing the heel side of the foot controller.

