




Koala Studios are designed with total flexibility, giving you the opportunity to design a studio specific to your sewing needs. Find your perfect studio with just five easy steps.




1

Choose Your Base Model




2

Choose Your Custom Height



3

Choose From 5 Elegant Finishes



4

Choose Your Custom Features and Accessory Options



5

Choose Koala's Top Drawer Delivery Service



Koala Studios are customized in our Midwest facility with the utmost in craftsmanship and quality. Every detail of a Koala Studio – from the environmentally-friendly, highest grade engineered wood base to the steel components and decorative handles – are chosen with quality, elegance and luxury in mind.

Koala Studios is the leading brand of sewing furniture and sold exclusively through the best sewing, quilting and embroidery retailers. Discover what makes us stand apart.

Begin the five easy steps to customizing your Koala Studio! Explore the possibilities...

Product Line

CHOOSING THE RIGHT KOALA STUDIO FOR MY HOME



Artisan | COLLECTION

Your premium machine deserves an equally exceptional studio. The Artisan line provides features that are unique as the machine it supports.

- Includes Standard XL Electric Glide Lift
- Many include glide-out storage closets
- Built to order and shipped directly to your home



Heritage | COLLECTION

Koala's popular studio line that fits perfectly for most sewing rooms and most machines.

- Includes Standard Electric Glide Lift
- Many accessory options available
- Built to order and shipped directly to your home



Station | COLLECTION

The Station Collection offers a stationary area for your machine. Although simpler in design you'll find the same quality that you find in every Koala Studio.

- Simple, functional design – standard base or table
- Thoughtful storage solutions
- Stationary machine platform
- Partial assembly required
- Available for in-store pick up

Step 1

CHOOSE YOUR KOALA STUDIO BASE MODEL

Artisan | COLLECTION

BASE STUDIOS

**XL
LIFT**

This icon indicates an XL Lift. The XL Lift holds the largest, heaviest machines, and features a rack and pinion direct drive powered by dual motors. It also requires an XL Machine Insert. **The XL Lift comes standard on all the Artisan Studio Collection Models.**

National Promotion Base Price	Manufacturer's Suggested Retail Base Price
\$4,399.00	\$5,499.00

Artisan Embroidery



Closed: 70" W x 24-5/8" D x 29-1/4" H. Open - doors folded flat: 76" W x 24-5/8" D x 29-1/4" H.
Outback leaf: to D, add 23-3/4"; Side Palettes: to W, add 26" per Palette each to W.

Base Studio Includes: XL Lift • Left & Right Front Doors • Notion & Fabric Palettes • 3 Soft-Closing Drawers • Thread Closet • Embroidery Module Closet • Hoop Storage • 29-1/4" standard height • Designed for most Baby Lock and Brother machines

Options Shown Include: Outback Leaf Extension • Set of 4 Front Door Shelves • Custom Machine Insert • Finished in English White Ash

Artisan Quilter



Closed: 70" W x 24-5/8" D x 29-1/4" H. Open - doors folded flat: 76" W x 24-5/8" D x 29-1/4" H.
Outback leaf: to D, add 23-3/4"; Side Palettes: to W, add 26" per Palette each to W.

\$3,999.00

\$4,999.00

Base Studio Includes: XL Lift • 3 Spacious Soft-Closing Drawers • 29-1/4" standard height • Left & Right Front Doors • Notion & Fabric Palettes • Storage Compartment with Adjustable Shelves • Slide-out Thread Closet (holds 100 spools of thread, up to Mini-King spools)

Options Shown Include: Outback Leaf Extension • Set of 4 Front Door Shelves • Custom Machine Insert • Finished in Asian Golden Teak

Artisan DesignPro



Closed: 70" W x 24-5/8" D x 29-1/4" H. Open - doors folded flat: 76" W x 24-5/8" D x 29-1/4" H.
Outback leaf: to D, add 23-3/4"; Side Palettes: to W, add 26" per Palette each to W.

\$3,999.00

\$4,999.00

Base Studio Includes: XL Lift • 3 Jumbo Drawers, one of which is custom designed to hold most Viking and Pfaff embroidery module and hoops • Left & Right Front Doors • 29-1/4" standard height • Notion & Fabric Palettes • All drawers may be ordered standard

Options Shown Include: Outback Leaf Extension • Set of 4 Front Door Shelves • Custom Machine Insert • Finished in Asian Golden Teak

NOTE: Base models include Bi-Fold Doors, Fabric and Notions Palettes, Built-In Drawers, Machine Lift, Interior Adjustable Shelves and Thread and Embroidery Module Closets on designated models. The following are optional accessories shown in the Studio pictures, but NOT included in the base price: Optional Height Modification, Chair, Machines, Machine Inserts, Outback Leaf, Outback Shelves, Door Shelves, Plastic Storage Boxes, Thread Chest, Corner Tops and Notions. Confirm machine and fit with retailer.

Step 1

CHOOSE YOUR KOALA STUDIO BASE MODEL

Artisan | COLLECTION

BASE STUDIOS

National Promotion Base Price	Manufacturer's Suggested Retail Base Price
\$4,399.00	\$5,499.00

Artisan Bernina Studio

XL
LIFT



Closed: 70" W x 24-5/8" D x 29-1/4" H. Open - doors folded flat: 76" W x 24-5/8" D x 29-1/4" H.
Outback leaf: to D, add 23-3/4"; Side Palettes: to W, add 26" per Palette each to W.

Base Studio Includes: XL Lift • 3 Jumbo Drawers with middle drawer designed to store selected embroidery modules and hoops • Thread Closet • Left & Right Front Doors • 29-1/4" standard height • Notion & Fabric Palettes

Options Shown Include: Outback Leaf Extension • Set of 4 Front Door Shelves • Custom Machine Insert • Finished in English White Ash

Sold exclusively at Bernina Retailers.

Artisan QuiltPro

XL
LIFT



Closed: 70" W x 24-5/8" D x 29-1/4" H. Open - doors folded flat: 76" W x 24-5/8" D x 29-1/4" H.
Outback leaf: to D, add 23-3/4"; Side Palettes: to W, add 26" per Palette each to W.

\$3,999.00

\$4,999.00

Base Studio Includes: XL Lift • Left & Right Front Doors • Notion & Fabric Palettes • 6 Soft-Closing Drawers • 29-1/4" standard height

Options Shown Include: Outback Leaf Extension • Set of 4 Front Door Shelves • Custom Machine Insert • Finished in Asian Golden Teak

Artisan SewMate

XL
LIFT



Closed: 53" W x 24-5/8" D x 29-1/4" H. Open - doors folded flat: 59" W x 24-5/8" D x 29-1/4" H.
Outback leaf: to D, add 23-3/4"; Side Palettes: to W, add 26" per Palette each to W.

\$3,599.00

\$4,499.00

Base Studio Includes: XL Lift • 3 Spacious Soft-Closing Drawers • 29-1/4" standard height • Left & Right Front Doors • Notion & Fabric Palettes

Options Shown Include: Outback Leaf Extension • Set of 4 Front Door Shelves • Custom Machine Insert • Finished in Asian Golden Teak

NOTE: Base models include Bi-Fold Doors, Fabric and Notions Palettes, Built-In Drawers, Machine Lift, Interior Adjustable Shelves and Thread and Embroidery Module Closets on designated models. The following are optional accessories shown in the Studio pictures, but NOT included in the base price: Optional Height Modification, Chair, Machines, Machine Inserts, Outback Leaf, Outback Shelves, Door Shelves, Plastic Storage Boxes, Thread Chest, Corner Tops and Notions. Confirm machine and fit with retailer.

Step 1

CHOOSE YOUR KOALA STUDIO BASE MODEL

Artisan | COLLECTION

BASE STUDIOS

National Promotion Base Price	Manufacturer's Suggested Retail Base Price
\$3,599.00	\$4,499.00

Slimline Artisan Quilter

XL
LIFT



Closed: 53" W x 24-5/8" D x 29-1/4" H. Open - doors folded flat: 56" W x 24-5/8" D x 29-1/4" H.
Outback leaf: to D, add 23-3/4"; Side Palettes: to W, add 26" per Palette each to W.

Base Studio Includes: XL Lift • Storage Compartment with adjustable shelves • Slide-out Thread Closet (holds 100 spools of thread, up to Mini-King spools) • Left & Right Front Doors • Notion & Fabric Palettes • 29-1/4" standard height

Options Shown Include: Outback Leaf Extension • Set of 4 Front Door Shelves • Finished in North American Oak

Slimline Artisan Embroidery

XL
LIFT



Closed: 53" W x 24-5/8" D x 29-1/4" H. Open - doors folded flat: 56" W x 24-5/8" D x 29-1/4" H.
Outback leaf: to D, add 23-3/4"; Side Palettes: to W, add 26" per Palette each to W.

\$3,599.00	\$4,499.00
-------------------	------------

Base Studio Includes: XL Lift • Embroidery Module Closet • Slide-out Thread Closet (holds 100 spools of thread, up to Mini-King spools) • Left & Right Front Doors • Notion & Fabric Palettes • 29-1/4" standard height • Designed for most Baby Lock and Brother machines

Options Shown Include: Outback Leaf Extension • Set of 4 Front Door Shelves • Custom Machine Insert • Finished in English White Ash

Artisan | COLLECTION

COMPANION PIECES

Artisan StorageCenter

\$3,799.00	\$4,799.00
-------------------	------------



Closed: 70" W x 24-5/8" D x 29-1/4" H. Open - doors folded flat: 76" W x 24-5/8" D x 29-1/4" H.
Outback leaf: to D, add 23-3/4"; Side Palettes: to W, add 26" per Palette each to W.

Base Includes: Center storage compartment with Adjustable Shelves • Left and Right Bi-fold Door Set • 2 Fabric Palettes • 6 Spacious Soft-Closing Storage Drawers • 29-1/4" standard height

Options Shown Include: Slide-out Thread Closet (holds 100 spools of thread, up to Mini-King spools) • Outback Leaf Extension • Set of 4 Door Shelves • Finished in Asian Golden Teak

Artisan RollAbout

\$1,999.00	\$2,499.00
-------------------	------------

31-3/8" W x 24-5/8" D x 29-1/4" H
(Optional Outback Leaf and Corner Top available.)



Includes: 3 Soft-Closing Drawers • 29-1/4" standard height

Options Shown Include: Outback Leaf Extension finished in Asian Golden Teak

NOTE: Base models include Bi-Fold Doors, Fabric and Notions Palettes, Built-In Drawers, Machine Lift, Interior Adjustable Shelves and Thread and Embroidery Module Closets on designated models. The following are optional accessories shown in the Studio pictures, but NOT included in the base price: Optional Height Modification, Chair, Machines, Machine Inserts, Outback Leaf, Outback Shelves, Door Shelves, Plastic Storage Boxes, Thread Chest, Corner Tops and Notions. Confirm machine and fit with retailer.

Step 1

CHOOSE YOUR KOALA STUDIO BASE MODEL

Heritage | COLLECTION

BASE STUDIOS



This icon indicates an Electric Glide Lift. The E Lift has been designed to support all machines and provide a stable platform at every position. Two solid rails extend the full length of the lift platform, and the direct drive rack and pinion system moves your machine smoothly and quietly. **The E Lift comes standard on the SewMate and Cub Heritage Collection Models.**

National Promotion Base Price	Manufacturer's Suggested Retail Base Price
\$2,999.00	\$3,799.00

SewMate



Closed: 53" W x 21-5/8" D x 29-1/4" H. Open - doors folded flat: 59" W x 21-5/8" D x 29-1/4" H.
Outback leaf: to D, add 23-3/4"; Side Palettes: to W, add 26" per Palette each to W.

Base Studio Includes: Electric Glide Lift • Left & Right Front Doors • Notion & Fabric Palettes • Adjustable Shelves • 2 Soft-Closing Drawers • 29-1/4" standard height

Options Shown Include: Outback Leaf Extension • Set of 4 Front Door Shelves • Custom Machine Insert • Finished in Birdseye Maple

Cub

Left Hand or Right Hand



Closed: 35-1/4" W x 21-5/8" D x 29-1/4" H. Open-doors folded flat: 38-1/4" W x 21-5/8" D x 29-1/4" H.
Outback Leaf: to D add 23-3/4" • Side Palettes add 26" each to W.

\$1,999.00	\$2,499.00
-------------------	------------

Base Studio Includes: Electric Glide Lift • Left or Right Front Doors • Fabric Palette Left Door • Notion Palette Right Door • Adjustable Shelf • 29-1/4" standard height

Options Shown Include: Set of 2 Front Door Shelves • Custom Machine Insert • Finished in Brazilian Cherry

Embroidery Center



Closed: 35-1/2"W x 23-1/2"D x 32-1/4"H.
Open - doors folded flat: 38-1/2"W x 23-1/2"D x 32-1/4"H.
Add 26" per Palette each to W. (Outback Leaf Extension and Outback Shelves not available.)

\$1,799.00	\$2,299.00
-------------------	------------

Base Studio Includes: Right Front Door • Notion Palette • Adjustable Shelves • 1 Soft-Closing Drawer • Embroidery Frame Glide • Notion Accessory Tray • 32-1/4" standard height

Options Shown Include: Set of 2 Front Door Shelves • Finished in Brazilian Cherry

The Embroidery Center is designed for the Baby Lock and Brother multi-needle embroidery machines. The Baby Lock Alliance and Brother PRS100 require a different top and must be noted when ordering.

NOTE: Base models include Bi-Fold Doors, Fabric and Notions Palettes, Built-In Drawers, Machine Lift, Interior Adjustable Shelves and Thread and Embroidery Module Closets on designated models. The following are optional accessories shown in the Studio pictures, but NOT included in the base price: Optional Height Modification, Chair, Machines, Machine Inserts, Outback Leaf, Outback Shelves, Door Shelves, Plastic Storage Boxes, Thread Chest, Corner Tops and Notions. Confirm machine and fit with retailer.

Step 1

CHOOSE YOUR KOALA STUDIO BASE MODEL

Station | COLLECTION

BASE STUDIOS

National Promotion Base Price	Manufacturer's Suggested Retail Base Price
\$1,999.00	\$2,499.00

Sewing Station



53" W x 29-3/4" D x 29-1/4" H

Options Shown Include: • Designed to be used with or without casters • Cord and lamp ports included, which work with optional Slimline LED table lamp • Finished in Asian Golden Teak

Serger Station



36" W x 25-1/2" D x 30" H

Options Shown Include: • Designed to be used with or without casters • Cord and lamp ports included, which work with optional Slimline LED table lamp • Finished in Asian Golden Teak

Available exclusively at Baby Lock Retailers.

\$1,599.00	\$1,999.00
-------------------	------------

Quilting Station



53" W x 29-3/4" D x 29-1/4" H

Options Shown Include: • Designed to be used with or without casters • Finished in Asian Golden Teak

Accommodates the Baby Lock Tiara and some Handi Quilter™ models.

\$1,399.00	\$1,799.00
-------------------	------------

Bernina Sewing Station



53" W x 29-3/4" D x 29-1/4" H

Options Shown Include: • Designed to be used with or without casters • Cord and lamp ports included, which work with optional Slimline LED table lamp • Finished in English White Ash

Available exclusively at Bernina Retailers.


5 Series and 7 Series Models Available. (5 Series accommodates embroidery module).

\$1,999.00	\$2,499.00
-------------------	------------

Koala Stations require partial assembly and are available for in-store pick up only.

Step 2

CHOOSE YOUR CUSTOM HEIGHT



Koala understands that the perfect studio height is a personal choice. Height modifications are available in 3" increments with a maximum total increase of 6". * (See exceptions below.)

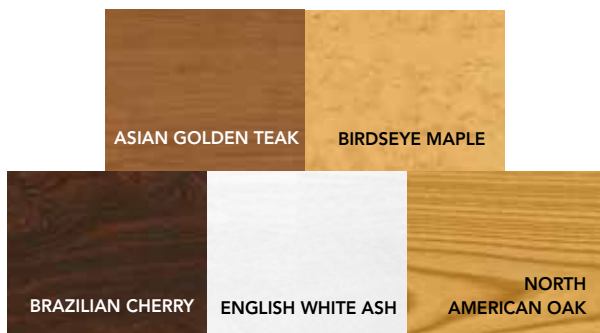
- 3" Height Modification **\$149.00**
- 6" Height Modification **\$299.00**

*Models with a standard height of 29-1/4" may be ordered at 32-1/4" or 35-1/4".

When ordering 32-1/4" height, the adjustable foot control platform must be requested.

Step 3

CHOOSE FROM FIVE BEAUTIFUL FINISHES



Choose from five beautiful finishes for your studio. With wood grain ticking and rich color, each studio is as stunning as it is durable, and is finished with Koala's exclusive mar-resistant and water-resistant veneer. Koala studio accessories are also available in all five finishes. Choose the color that best complements your home décor, style and creativity.

Step 4

CHOOSE YOUR CUSTOM FEATURES and ACCESSORIES

CUSTOM MACHINE INSERTS



Custom **Wood** Machine Insert
Custom made to your machine's make and model in the exact finish as ordered studio.



Custom **Acrylic** Machine Insert
Heavy-gauge acrylic custom cut to your machine's make and model.

National Promotion
Base Price

E LIFT **Insert**
\$149.00

XL LIFT **XL Insert**
\$199.00

Step 4

CHOOSE YOUR CUSTOM FEATURES and ACCESSORIES

SEWCOMFORT CHAIR



National Promotion Base Price	Manufacturer's Suggested Retail Base Price
\$299.00	\$399.00

SewComfort Chairs: Wood Base can be ordered in a color to compliment your Koala Studio • Cushion available in four colors • Ergonomic design • Foot rest • 6-way adjustments that allows you to sew with the ultimate comfort • Extends in height to accommodate all studio heights

BASE MODEL ACCESSORY OPTIONS

Outback Leaf Extension



Doubles a studio's work surface.
Available with initial studio order only.

	National Promotion Base Price
Outback Leaf Extension	\$199.00

Outback Leaf Extension are optional for most models, but **not compatible** with:

- Station Collection Models
- Heritage Collection Studio: Embroidery Center

Outback Shelves



Ordered as a set of 2. Outback shelves help make every space a storage space.

Outback Shelves - (Set of 2)	\$199.00
-------------------------------------	-----------------

Outback Leaf Extension are optional for most models, but **not compatible** with:

- Station Collection Models
- Heritage Collection Studio: Embroidery Center

Step 4

CHOOSE YOUR CUSTOM FEATURES and ACCESSORIES

BASE MODEL ACCESSORY OPTIONS

National Promotion
Base Price

Front Door Shelves



Front Door Shelves - (Set of 2)

\$79.00

Front Door Shelves - (Set of 4)

\$159.00

Front Door Shelves are optional for most models with Bi-fold Doors

Artisan RollAbout Corner Top or Outback Leaf



Artisan RollAbout Corner Top

\$199.00

Artisan RollAbout Outback Leaf Extension

\$199.00

RollAbout: Left or right sides to corner 40" W – sides front to back 21-5/8" D – Front to back corner 43".

Artisan RollAbout: Left or right sides to corner 40" W – sides front to back 25-5/8" D – Front to back corner 43".

ACCESSORY OPTIONS

National Promotion
Base Price

Madeira Rayon 100 Spool Collection



1000 meters per spool of high quality Rayon No. 40 embroidery thread

\$595.00

Madeira Cotona 100 Spool Collection



1000 meters per spool of premium Cotton No. 50 quilting thread

\$715.00

Step 4

CHOOSE YOUR CUSTOM FEATURES and ACCESSORIES

ACCESSORY OPTIONS

National Promotion
Base Price

Thread and Notions Storage Boxes (Set of 5)



3 thread boxes and 2 notions bins.
(Thread and notions are not included)

\$69.00

XL Thread Storage Boxes (Set of 4)



Accommodates spools and mini cones.
(Thread and notions are not included)

\$69.00

Drawer Storage Bin



Designed for fabric and accessories.
Bin rests on top of lip drawer. Check
model to confirm fit.
(Fabric not included)

\$19.00

Slimline LED Table Lamp



Slimline LED Table Lamp attaches to your
Sewing Station. Ideal lighting for all types of
sewing and quilting. Provides wide, even light
coverage, reduces eye strain and allows true
color matching. Brushed chrome.

\$180.00



Delivered Directly to Your Sewing Room, Only \$399*

It doesn't get any easier than the Koala Top Drawer Delivery Service. Koala knows that you'll want to start using your new studio right away — that's why we've taken all of the work out of delivery. Two delivery persons will arrive at your home during a scheduled window of time to make your delivery.

Each Koala Studio arrives at your home assembled with casters and hardware in place. The delivery team will unpack your studio, place the studio in the room of your choice and remove all of the packaging. All you need to do is position the optional shelves, add your machine and enjoy your new studio!

The Station Collection is available for in-store pick up only and requires assembly.

* Plus \$49 for each additional cabinet. Additional freight charges will apply for evening and weekend deliveries and when shipping to Alaska, Hawaii and Puerto Rico. Refer to website for details.

Online Room Planner • DESIGN THE SEWING ROOM OF YOUR DREAMS

With the click of a mouse, it's easy for you to plan your entire sewing room down to the tiniest detail with the **Koala Online Dream Studio Planner**. Talk with an authorized Koala Retailer to determine which base model is right for you.

Visit www.koalacabinets.com/room-planner to create your dream sewing suite. Add extra storage with Outback leaf extensions and shelves. You can even plan for a SewComfort chair to complete your studio. In fact, the **Online Room Planner** has icons for other furniture, too. This way you can see how Koala Studios will fit beautifully in your home.



Date _____ Salesperson Initials _____
Account # _____ Purchase Order # _____

• Orders must be confirmed by _____ or order will be canceled.
• Changes to the order can be made up to confirmation date.
Projected Order Total \$ _____

Once order is submitted, changes cannot be made

Dealer Name _____ Phone _____ City _____ State _____ ZIP _____
Customer Name _____ Email _____ Phone _____
Customer Ship To _____ City _____ State _____ ZIP _____

Base Studio - Please write-in

Model Name	Description	Price

Height Modification - Check One

Price

<input type="radio"/> No	<input type="radio"/> Yes - 3"	<input type="radio"/> Yes - 6"	Price
Six inch height modifications are available on most models starting at 29-1/4 inches			
Include Full Base & Foot Control Rest			Price
<input type="radio"/> No	<input type="radio"/> Yes	N/C	
Base and Foot Control Rest comes standard on 35-1/4" models; available for 32-1/4" models upon request.			

Shelving Accessory Options

Price

Outback Leaf Extension	Price
Outback Shelves	Price
Artisan RollAbout Corner Top	Price
Front Door Shelves	
Set of 2 - Left or Right Door	Price
Set of 4	Price

Finish Color - Check One

American Birdseye Maple	English White Ash
Asian Golden Teak	North American Oak
Brazilian Cherry	

SewComfort Chair XL Cushion Color

Price

<input type="radio"/> Jade	<input type="radio"/> Mocha	<input type="radio"/> Wine	<input type="radio"/> Sapphire	Price
----------------------------	-----------------------------	----------------------------	--------------------------------	-------

Chair Base Color (Compliments Studio finish)

American Birdseye Maple	English White Ash
Asian Golden Teak	North American Oak
Brazilian Cherry	

Custom Machine Inserts**

Price

<input type="radio"/> Matching Wood	<input type="radio"/> Acrylic	<input type="radio"/> XL Size	Approx. Age	Price
Exact Model #		Machine Brand		
<input type="radio"/> Matching Wood	<input type="radio"/> Acrylic	<input type="radio"/> XL Size	Approx. Age	Price
Exact Model #		Machine Brand		

All Koala Studios, Inserts and Accessories are custom order items and non-refundable. **XL Insert required for XL Lift.

DELIVERY INFORMATION

FedEx Top Drawer Delivery Price \$ _____
Notes: _____

Subtotal \$ _____

Sales Tax \$ _____

Cash Purchase Price \$ _____

Method of Payment: Cash Check # _____

Credit Card _____ Exp. Date _____

Special Terms _____

X _____
Salesperson _____ Date _____

X _____
Customer Acceptance Signature

Customer is responsible for ensuring that any Koala furniture ordered will fit into their homes. Koala Studios are built to order and are not returnable.



www.koalacabinets.com



CRAFTED | WITH PRIDE

Koala Studios are customized for you in our Midwest facility with the utmost in craftsmanship and quality. Every detail of your Koala Studio – from the environmentally-friendly, highest-grade engineered wood base to the steel components and decorative handles – were chosen with quality, elegance and luxury in mind.