

# JANOME

## MY/LOCK 634D

Electronic Controlled

2 NEEDLE, 2-THREAD AND 3- OR 4-THREAD CONVERTIBLE  
OVERLOCK MACHINE WITH DIFFERENTIAL FEED DEVICE

- EASY TO ADJUST THE THREAD TENSION FOR SERGING.
- SEVERAL NEW OPTIONAL ATTACHMENTS ARE AVAILABLE.



Narrow hem



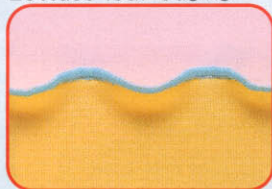
Rolled hem



Picot edge



Lettuce leaf edging



Hemming on flare skirt




Partial Shirring on shoulder (attaching sleeve)




Gathering




Regular seam




Knit stitch



Wide seam





Decorative overedge



**JANOME**  
SEWING MACHINE CO., LTD.

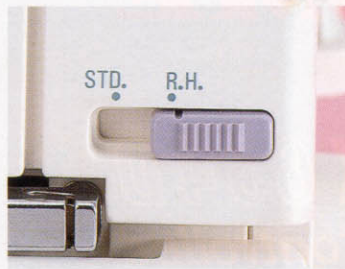
Janome Bldg., 1-1 Kyobashi 3-chome, Chuo-ku, Tokyo 104, Japan  
Cable: JANOME TOKYO  
Telex: 222-2313 (2222313 JANOME J), Fax: 03-3281-1160  
Telephone: 03 (3277) 2033

# EXCELLENCE IN QUALITY AND RELIABILITY




## EASY ROLLED HEM CHANGE-OVER

No need to change the needle plate for rolled hemming. Just slide the needle plate setting knob to the "R" position to switch the chaining finger to that for rolled hemming.




## LOWER LOOPER PRE-TENSION SETTING SLIDER

Easy to adjust the looper thread tension for rolled hemming.



## LOWER LOOPER THREADING MECHANISM


By rotating the thread guide, the lower looper thread guides will become accessible to make threading easier. The lower looper thread guide will return to its original position automatically by turning the balance wheel.



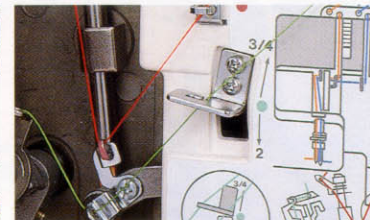


2-thread serging works well for rolled hem stitch with thick thread, flat lock stitch, and when overlock stitching stretch materials.

Install the spreader attachment on the upper looper for 2-thread serging.

## OPTIONAL ATTACHMENTS




- ① Elastic gathering attachment
- ② Gathering attachment
- ③ Beading attachment
- ④ Cloth guide



## CHANGEABLE THREAD GUIDE


You can change the thread tension setting depending on whether you're doing 3-4 thread serging or 2-thread serging.



MYLOCK 634D is equipped with a unique differential feed device designed to prevent fabrics from puckering or stretching.

Two feed dogs are used—one feeds the appropriate amount of fabric for the setting on the stitch length dial and the other pulls or pushes the fabric according to the ratio set on the differential feed dial.

The ratio of differential feed can be selected from a range of 0.5 to 2.25. Both stitch length and differential feed dials can be set at any time, even while sewing.



## ADJUSTABLE CUTTING WIDTH



Depending on the type or thickness of the material you sew, the seams may be too loose or too tight even when the tensions are correctly adjusted.

In these cases, you can easily adjust the cutting width with this dial to correct the seam tension.




Thread cutter on side of machine cuts thread neatly and easily.

## RANGE OF DIFFERENTIAL FEED RATIO



Puckered edges on woven fabrics are prevented by setting the differential feed dial between 0.5 and 1.0.

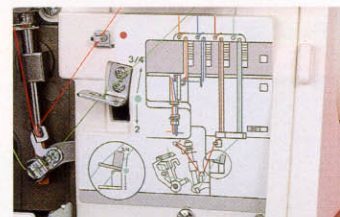
Stretched edges on knit fabrics are prevented by setting the differential feed dial between 1.0 and 2.25.



By lifting the presser foot, the thread tensions are automatically released so that you can draw the threads smoothly when changing the threads. The threads are securely inserted between the tension discs when rethreading.



Upper knife can be quickly and easily deactivated by the turn of a knob.



Threading chart and color-coded thread guides make threading quick and easy.

## SPECIFICATIONS

- Seam type : 2 and 3/4 thread overlock
- Needle : regular type (15x1SP)
- Seam length : 1-5mm
- Seam width : 3.5mm(Regular), 5.7mm(Wide), 2.0mm(Narrow)
- Differential feed ratio : 0.5-2.25
- Needle guard : front & back
- Cutting width : adjustable
- Upper knife : retractable
- Tension dials : numbered (one rotation)
- Threads guides : color-coded
- Presser foot : snap-on type
- Speed control : electronics